

DOWNLIGHTS



CONNECTED SOLUTIONS. SERVICE. SIMPLICITY.



EiKO.COM

Commercial Lighting Specialties | Authorized Distributor | 702 384-6407



THE “DL” ON DOWNLIGHTS



LED technology has revolutionized the lighting industry, and lighting fixtures are now much more efficient and take up much less physical space than ever before - and nowhere is this more evident than with LED Downlights.

EiKO carries a wide assortment of Downlights, in round and square form factors, in recessed and surface mount designs, all featuring the incredible performance and efficiency of cutting-edge LED lighting technology.

Available PowerSet and FieldCCeT or ToggleCCeT features allow for multiple “set and forget” lumen or CCT stops in each fixture.

Find out more at EiKO.COM!

DOWNLIGHT SOLUTIONS



CD

Commercial Downlight



RDR

Downlight Retrofit



SDL

Surface Downlight



DDS

Disk Downlight



SSD

Slim Surface Downlight



SSDR

Slim Surface Downlight
Retrofit



CDR

Commercial Downlight
Retrofit



DKDS

Downlight Disk Surface



DK

Downlight Kit



DKRT

Rotatable Downlight


CD : COMMERCIAL DOWNLIGHT



CD Commercial Downlights are budget-friendly options available in 4", 6", and 8" sizes and featuring an easy spring installation.




RDR : DOWNLIGHT RETROFIT



RDR Downlights are retrofit options to replace legacy downlights in many existing housings for up to 4x the life of CFL.



SDL : SURFACE DOWNLIGHT



SDL Slim Downlights are recessed options suitable for new construction and remodeling applications, featuring an ultra-slim profile.



DDS : DISK DOWNLIGHT



DDS Disk Downlights are two-in-one downlight solutions that can be retrofitted into existing cans or surface mounted to junction boxes.



SSD : SLIM SURFACE DOWNLIGHT



SSD Slim Surface Downlights are recessed downlights featuring optional colored trim rings to customize the look of the fixture.



SSDR : SLIM SURFACE DOWNLIGHT RETROFIT



SSDR Slim Surface Downlight Retrofits replace legacy 4" CFL or incandescent downlights and feature optional colored trim rings.



CDR : COMMERCIAL DOWNLIGHT RETROFIT



CDR Commercial Downlight Retrofits replace legacy downlights in many existing architectural and commercial housings.

DKDS : DOWNLIGHT DISK SURFACE



DKDS Downlight Disk Surface Kits are flexible downlight solutions for new construction and recessed can LED retrofit applications.

DK : DOWNLIGHT KIT



DK Downlight Kits are ultra-efficient 4" and 6" options designed to retrofit into existing incandescent recessed downlights.

DKRT : ROTATABLE DOWNLIGHT



DKRT Rotatable Downlights are aimable downlight kits that retrofit into existing recessed downlights, reducing energy consumption by up to 80%.

DOWNLIGHT APPLICATIONS



HOTEL LOBBY



SHOPPING CENTER



SUPERMARKET



RECREATION CENTER




CORRIDOR



OFFICE



SCHOOL



HOSPITALITY



CONNECTED SOLUTIONS. SERVICE. SIMPLICITY. **EiKO.COM**

Rev. 3/16/21

Commercial Lighting Specialties | Authorized Distributor | 702 384-6407

LED TROFFER FIXTURES




CONNECTED SOLUTIONS. SERVICE. SIMPLICITY.



EiKO.COM

Commercial Lighting Specialties | Authorized Distributor | 702 384-6407

THE TAKE ON TROFFERS.




NOT ALL FIXTURES are made the same – and not all customers have the same needs. Eiko's line of LED Troffer fixtures is designed to meet a range of size, space, and budget requirements.

Eiko Troffers come in standard 1'x4', 2'x2', and 2'x4' sizes, with 3500K/4000K/5000K options to create the right aesthetic in a wide variety of indoor applications. Available PowerSet and FieldCCeT features allow for multiple “set and forget” lumen and CCT stops on each troffer, making them easy on the inventory – one sku now stands in for several!


LED fixtures save energy and provide precision control when used with dimmers, sensors, and daylighting features, making them a sustainable LED alternative to traditional indoor ceiling fixtures. Learn more about our complete line of products and solutions at [eiko.com](https://www.eiko.com).



**VOLUMETRIC
TROFFER**



**SLIM
PANEL**



**BACKLIT
PANEL**



VOLUMETRIC TROFFER

The VOL is an architectural recessed LED luminaire that features direct and indirect illumination for improved visual comfort with minimal glare.

- Available in 2'x2' and 2'x4'
- 26W, 46W, 48W
- 3,110–6,115 lumen packages
- PowerSet and FieldCCeT options available from 26W-85W and 35/40/5000K
- Retrofit options available from 19W-49W and 35/40/5000K
- 0-10V dimmable standard



SLIM PANEL

The slim, modern design of the SLM is perfect for tight plenum spaces. Edge-lit construction provides unmatched uniform illumination.

- Available in 1'x4', 2'x2' and 2'x4'
- 30W, 40W, 50W
- 3,000–6,250 lumen packages
- PowerSet and FieldCCeT options available from 26W-50W and 35/40/5000K
- Acrylic (PMMA) lightguide for superior performance and lumen maintenance
- Fits T-bar and narrow grid drop ceilings



BACKLIT PANEL

LED Backlit Panels are engineered to provide a low-profile, economical solution, tailor made for most general purpose lighting applications.

- Available in 1'x4', 2'x2' and 2'x4'
- 30W, 40W, 50W
- 3,200-6,250 lumen packages
- PowerSet and FieldCCeT options available from 20W-50W and 35/40/5000K
- Low profile is ideal for shallow plenum spaces
- UL Listed for dry/damp locations
- IC Rated for insulation contact



TROFFER APPLICATIONS



CONFERENCE ROOMS



RETAIL



OFFICES



HOSPITALITY



HEALTHCARE



SCHOOLS



RECEPTION AREAS / FOYERS



CORRIDORS



CONNECTED SOLUTIONS. SERVICE. SIMPLICITY. **EiKO.COM**

Rev. 11/12/20

Commercial Lighting Specialties | Authorized Distributor | 702 384-6407