



STARFISH™

The SMART home lighting and control system created to enrich your quality of life through convenience and connection.

live life enlightened™



connection

security

atmosphere


convenience

wellness

Commercial
Lighting Specialties

702 384-6407

SATCO | NUVO®



Welcome to STARFISH™

The simple, scalable, smart lighting solution brought to you by SATCO®
America's lighting resource for over 50 years.

live life enlightened™

STARFISH™

STARFISH™ smart lighting connects life and home together helping enhance convenience, security, atmosphere and wellness.

STARFISH™ synchronizes your life and your home using mobile and voice activated devices. Connect anywhere, anytime.

It's easy and convenient; **no hub required.**



STARFISH™ is more than light control. It is an immersive experience. Sync your activities, transition daily routines, add light for safety, color the atmosphere—**STARFISH™** connects your home and life.



STARFISH™ includes a versatile selection of products that integrate into many spaces.

We offer decorative and general bulbs to fit current household fixtures; and fixture solutions to provide ambient lighting in popular sizes. Our line includes retrofit solutions for indoor downlighting, and damp and wet location rated products and components that make converting to a smart home easy!

Add some atmosphere with **STARFISH™** dynamic RGB lights! Self-adhering tape lights color and create the illusion of space in tight places, and vibrant string lights provide mobile pops of color. Add some RGB bulbs for an ever-changing kaleidoscope of lighted living.

STARFISH™ electrical components, including outlets and switches, can be used to add smart controls to lighting products, small electronics and appliances; expanding comfort, convenience and connection.

There is so much smart to get started with!





STARFISH™ CONNECTS

STARFISH™ products feature an integrated Wi-Fi module easily accessible through the STARFISH™ app.

STARFISH™ products are controlled through mobile devices on both iPhone and Android platforms. Voice assistants such as Alexa® and Google Home® can also be integrated.



FAST & EASY SET UP

Install the app, register the user name and password then log on. Open the app, and add a device to get started.

SECURE CLOUD TECHNOLOGY

STARFISH™ connects to a secure TLS 1.2 encrypted cloud platform, ensuring the highest level of security and privacy protection.



MULTI-DEVICE, MULTI-USER

STARFISH™ home allows for secure multi-device and multi-user access and offers the ability to assign varying levels of control to guests, children and caretakers.

CONNECT ANYWHERE

Access the home network from the **STARFISH™** app with a secure login anywhere in the world. Connection is always available with accessibility to the **STARFISH™** app.





STARFISH™



**SET
SCHEDULES**



**TRANSITION
DAY**



**DYNAMIC
SCENES**



**SECURITY
& SAFETY**



ATMOSPHERE



Create the mood. Dynamic scene setting with millions of colors can create, change and set the right atmosphere.



SECURITY



Add that extra layer of security through automations and control of the home using voice activation and scheduling.



CONVENIENCE



Set up the home to transition with daily activities. Schedule light for home and away, or use voice activation in an emergency.



WELLNESS



Set lighting to follow the sleep/wake cycle or to adjust with natural daylight and seasonal patterns for enhanced wellness and positivity.

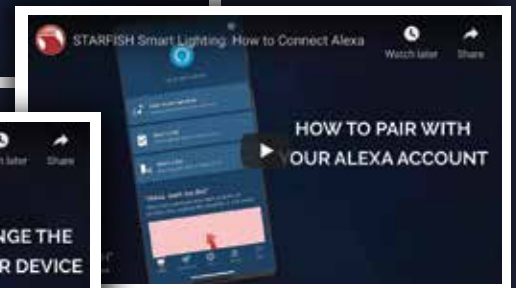


STARFISH™ ONLINE!

For an in-depth exploration of STARFISH™ features including the latest products, visit our website. FAQs, How-To videos, the latest news and more! SATCOSTARFISH.com

"How-To" Videos

STARFISH™ offers screen recordings to guide users through common setup and features.



DOWNLOAD THE APP

Get started, scan the QR code to download the STARFISH™ app.



ICON KEY



RGB Color



Tunable White



Dimmable, with app



Wet Location



Damp Location



Dry Location



Base Type



Hours



Lumens



Plug-In Connection



Voltage



Direct-Wire Connection



Watts

STARFISH™ SMART BULBS



STARFISH™ standard and filament general service light bulbs enhance daily living by connecting lighting to your everyday routine with the change of a bulb.

Smart bulbs add convenience, the illusion of space, fun, mood and even a helping hand. They easily fit into everyday lamps and fixtures making conversion easy; simply replace your regular bulbs with our smart bulbs and connect to the **STARFISH™** app!

Set groups, schedules, timers, or take it to the next level with color changing effects.

STARFISH™ general service bulbs are the first step to creating a connected life.



WI-FI A19, A21 LED RGB AND TUNABLE WHITE BULB



LED A19 Color Changing and Tunable White Bulbs replace standard medium base lamps with smart technology, adding dynamic color changes and tunable whites from warm-to-cool light.

Control dimming, RGB changes and CCT from 2700-5000K with the **STARFISH™** app. Energy efficient and suitable for damp locations.



9.5W LED A19 RGB and Tunable White

S11252 1 PER BOX
S11253 2 PER BOX

10W LED A19 RGB and Tunable White, T20

S11254 1 PER BOX
S11275 2 PER BOX



13W LED A21 RGB and Tunable White, T20

S11287 1 PER BOX



RGB Color



Tunable White,
80 CRI/90CRI*
2700-5000K



Damp location



Dimmable, with app



E26, Medium



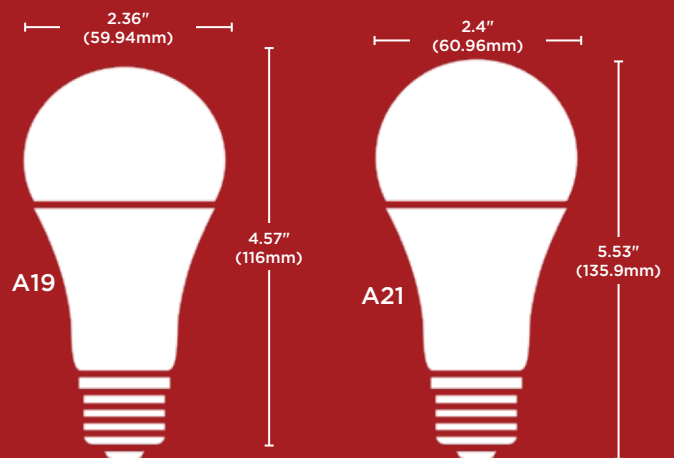
120v



9.5 or 10W/
Replaces 60W



800L A19, 1100L A21



ITEM	TYPE	DIMENSIONS		WATT	LUMENS	CRI	BASE	VOLT	HR	PACK	MASTER
		MOD (mm)	MOL (mm)								
S11252	A19	2.36" (60)	4.57" (116)	9.5W	800	80	E26	120	25K	1-BOX	24
S11253	A19	2.36" (60)	4.57" (116)	9.5W	800	80	E26	120	25K	2-BOX	24
*S11254	A19	2.36" (60)	4.57" (116)	10W	800	90	E26	120	15K	1-BOX	24
*S11275	A19	2.36" (60)	4.57" (116)	10W	800	90	E26	120	15K	2-BOX	24
*S11287	A21	2.4" (60.96)	5.53" (135.9)	13W	1100	90	E26	120	15K	1-BOX	48

WI-FI A19 LED CLEAR FILAMENT TUNABLE WHITE BULBS



The A19 Clear Filament Tunable White bulb combines a vintage look and modern technology for endless variations of tunable white lighting from 2700-5000K.

Dimmable, with a 280° beam angle, the E26 medium base fits standard fixtures. Control features and settings anywhere, using the free **STARFISH™** app.

5W LED A19 Tunable White/Clear Filament

S11250 1 PER BOX

7.5W LED A19 Tunable White/Clear Filament, T20

S11274* 1 PER BOX



Tunable White, 80CRI/90CRI*
S11250 - 2700-5000K
S11274 - 2200-5000K



Damp location



Dimmable, with app



450L - 5W
800L - 7.5W



E26, Medium



15K



5W/Replaces 40W
7W/Replaces 60W



120v

2.36" (59.94mm)



4.33" (110mm)

ITEM	TYPE	DIMENSIONS		WATT	LUMEN	CRI	BASE	VOLT	HR	PACK	MASTER
		MOD (mm)	MOL (mm)								
S11250	A19	2.36" (59.94)	4.33" (110)	5W	450	80	E26	120	15K	1-BOX	24
S11274*	A19	2.36" (59.94)	4.33" (110)	7.5W	800	90	E26	120	15K	1-BOX	24



MOD = Diameter | MOL = Length* T20 Compliant

WI-FI G25 LED CLEAR FILAMENT TUNABLE WHITE GLOBE



With a warm-to-cool white setting, this vintage-style globe offers a beautiful aesthetic while turned on or off, with thousands of CCT selections from 2700-5000K.

Dimmable with the **STARFISH™** app, the bulb is both damp location and enclosed fixture rated with an E26 medium base that fits most standard fixtures and has a 280° beam angle.

4.5W LED G25 Tunable White/Clear Filament

S11251

1 PER BOX



Tunable White, 80 CRI
2700-5000K



Damp location



Dimmable, with app



450L



E26, Medium



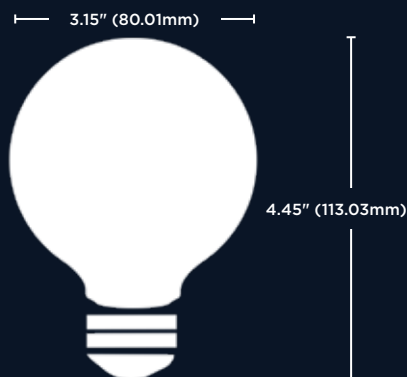
15K



4.5W/Replaces 40W



120v



ITEM	TYPE	DIMENSIONS		WATT	LUMEN	CRI	BASE	VOLT	HR	PACK	MASTER
		MOD (mm)	MOL (mm)								
S11251	G25	3.15\" (80.01)	4.45\" (113.03)	4.5W	450	80	E26	120	15K	1-BOX	24

MOD = Diameter | MOL = Length

STARFISH™ DIRECTIONAL RGB & TUNABLE LIGHTING



STARFISH™ directional bulbs for downlight, spot and track fixtures define and accent spaces, transforming rooms and highlighting areas of interest throughout the day.

Vary the light intensity to create ambiance. Use white temperatures to change the intensity for a task, or enhance color to explore the richer palettes of your decor.

Smart directional lights are useful for illumination of large areas in a moments notice. Schedule lighting with time of day to ensure safe entry, or set them with groups to mimic life's activities while you are away.

With a smart home program, directional lighting can be used to enhance the aesthetic of any room.

STARFISH™ is lighting the smart way!



WI-FI LED RGB AND TUNABLE WHITE REFLECTOR LAMPS



RGB and Tunable White LED Reflector Flood Lamps fill a room and brighten a space. Add a layer of comfort or create a different vibe with a full palette of colors and thousands of warm-to-cool whites.

Control dimming and color selection with the STARFISH™ app. 100° beam angle, ENERGY STAR® Certified, damp location and enclosed fixture rated.



6W LED R20 RGB & Tunable White

S11283

1 PER BOX



9.5W LED BR30 RGB & Tunable White

S11255

1 PER BOX

S11256

2 PER BOX

9.5W LED BR30 RGB & Tunable White, T20

S11257

1 PER BOX

S11276

2 PER BOX



12W LED BR40 RGB & Tunable White

S11284

1 PER BOX



RGB Color



Tunable White 80 CRI/90CRI*
2700-5000K



Damp location



Dimmable, with app



E26, Medium



25K




6W/Replaces 45W
9.5W/Replaces 65W
12W/Replaces 85W



120v

R20 2.48" (63mm)
BR30 3.70" (94mm)
BR40 4.72" (120mm)



R20 3.69" (93.7mm)
BR30 5.12" (130mm)
BR40 6.42" (163.1mm)

ITEM	TYPE	DIMENSIONS		WATT	LUMENS	CRI	BASE	VOLT	HR	PACK	MASTER
		MOD (mm)	MOL (mm)								
*S11283	R20	2.48" (63)	3.69" (93.7)	6W	480	90	E26	120	25K	1-BOX	24
S11255	BR30	3.70" (94)	5.12" (130)	9.5W	800	80	E26	120	25K	1-BOX	12
S11256	BR30	3.70" (94)	5.12" (130)	9.5W	800	80	E26	120	25K	2-BOX	12
*S11257	BR30	3.70" (94)	5.12" (130)	9.5W	760	90	E26	120	25K	1-BOX	12
*S11276	BR30	3.70" (94)	5.12" (130)	9.5W	760	90	E26	120	25K	2-BOX	12
*S11284	BR40	4.72" (120)	6.42" (163.1)	12W	960	90	E26	120	25K	1-BOX	12

WI-FI PAR38 LED RGB AND TUNABLE WHITE FLOOD LAMP



15W smart flood lights for indoors or out. Featuring dynamic color changing and tunable white light, these lamps enhance, excite, and provide energy saving light.

Use **STARFISH™** tunable floods to wash gardens in color, change soft patio lighting to a vibrant escape and spotlight architectural features to enhance your home.

Control dimming, colors and CCT with the app. Suitable for wet location. Enclosed fixture rated.



15W LED PAR38 RGB & Tunable White

S11258

1 PER BOX

15W LED PAR38 RGB & Tunable White, T20

S11277*

1 PER BOX



RGB Color



Tunable White, 80 CRI/90CRI*
2700-5000K



Wet location



Dimmable, with app



E26, Medium



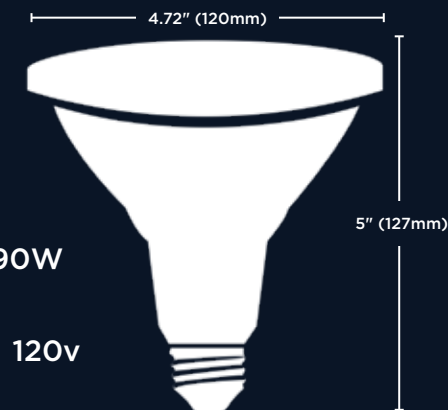
25K



15W/Replaces 90W



1200L



ITEM	TYPE	DIMENSIONS		WATT	LUMEN	CRI	BASE	VOLT	HR	PACK	MASTER
		MOD (mm)	MOL (mm)								
S11258	PAR38	4.72" (127)	5.00" (127)	15W	1200	80	E26	120	25K	1-BOX	12
S11277*	PAR38	4.72" (127)	5.00" (127)	15W	1200	90	E26	120	25K	1-BOX	12

WI-FI MR16-GU10 LED RGB AND TUNABLE WHITE LAMP



The color changing and tunable white MR16-GU10 LED mini reflector lamp for recessed and track fixtures, is the perfect choice for accenting decor and architectural features.

Adjust whites from warm-to-cool with time of day, or use RGB color features to enhance decor around the clock for unique visual effects.

Control dimming, colors and 2700K-5000K CCT with the **STARFISH™** app. Suitable for damp location. Enclosed fixture rated.



5.5W LED MR16-GU10 RGB & Tunable White
S11271 1 PER BOX

5.5W LED MR16-GU10 RGB & Tunable White
S11278 1 PER BOX



RGB Color



Tunable White 80CRI/90CRI*
2700-5000K



Damp location



Dimmable, with app



GU10



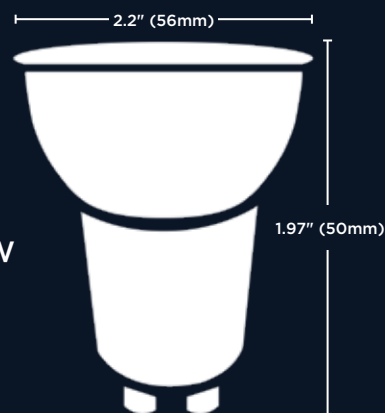
25K



5.5W/Replaces 50W



120v



ITEM	TYPE	DIMENSIONS		WATT	LUMEN	CRI	BASE	VOLT	HR	PACK	MASTER
		MOD (mm)	MOL (mm)								
S11271	MR16	2.2" (56)	1.97" (50)	5.5W	400	80	GU10	120	25K	1-BOX	48
S11278*	MR16	2.2" (56)	1.97" (50)	5.5W	385	90	GU10	120	25K	1-BOX	48

MOD = Diameter | MOL = Length* T20 Compliant



RECESSED RETROFIT DOWNLIGHTS



STARFISH™ tunable white retrofit downlights offer customers another option in smart lighting conversion.

The popular LED retrofits in 4 and 6 inch sizing replace in-can recessed downlight bulbs with an integrated LED smart fixture for a simple, easy conversion to connected ambient lighting.

Connect, convert and control with the **STARFISH™** app for grouping, scheduling and creating unique spaces. Thousands of white settings, from warm-to-cool light.

Downlight retrofits are wet location rated and suitable for outdoor overhangs, pool houses, she-sheds, bathrooms, kitchens and more.

ENERGY STAR® certified, California compliant and IC rated.



WI-FI LED TUNABLE WHITE RECESSED RETROFIT DOWNLIGHT



4 inch and 5-6 inch Tunable White LED Recessed Retrofit Downlights offer easy smart lighting fixture conversion. Secure the fixture in place to connect via direct wire or E26 adapter (included).

Wet location and IC Rated. This downlight offers superior 90 CRI tunable light from 2700-5000K CCT. Dimmable and tunable with the STARFISH™ app. ENERGY STAR® certified and CA compliant.



8.7W 4 IN. LED Tunable White Recessed Retrofit Downlight

S11259 1 PER BOX

10W 5-6 IN. LED Tunable White Recessed Retrofit Downlight

S11260 1 PER BOX



Tunable White, 90 CRI
2700-5000K



E26, Adapter



Wet location



25K



Dimmable, with app



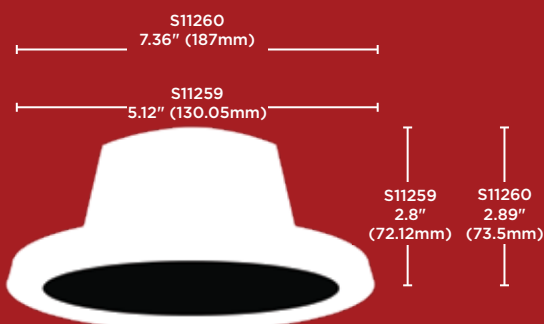
8.7W/Replaces 45W
10W/Replaces 65W



Connector or Adapter



120v



ITEM	TYPE	DIMENSIONS		WATT	LUMEN	CRI	BASE	VOLT	HR	PACK	MASTER
		DIAMETER (mm)	HEIGHT (mm)								
S11259	Retrofit	5.12" (130.05)	2.8" (71.12)	8.7W	700	90	E26 Adapter	120	25K	1-BOX	6
S11260	Retrofit	7.36" (187)	2.89" (73.5)	10W	800	90	E26 Adapter	120	25K	1-BOX	6

WI-FI LED COLOR-CHANGING & TUNABLE WHITE RECESSED RETROFIT DOWNLIGHT



4 inch and 5-6 inch Color-Changing & Tunable White LED Recessed Retrofit Downlights offer easy smart lighting fixture conversion. Secure the fixture in place to connect via direct wire or E26 adapter (included).

Wet location and IC Rated. This downlight offers superior 90 CRI tunable light from 2700-5000K CCT. Dimmable and tunable with the STARFISH™ app. ENERGY STAR® certified and CA compliant.



8.7W 4 IN. RGB & Tunable White


S11285

1 PER BOX

10W 5-6 IN. RGB & Tunable White


S11286

1 PER BOX


 Tunable White, 90 CRI
2700-5000K

 RGB Color

 Damp location

 Dimmable, with app


 Connector or Adapter

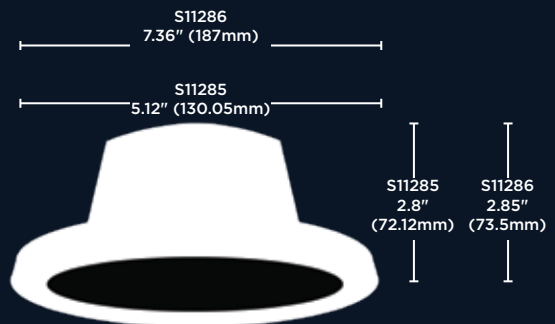
 E26, Adapter

 25K

 8.7W/REPLACES 45W
10W/REPLACES 65W

 120v

 700L - 8.5W
800L - 10W



ITEM	TYPE	DIMENSIONS		WATT	LUMEN	CRI	BASE	VOLT	HR	PACK	MASTER
		DIAMETER (mm)	HEIGHT (mm)								
S11285	Retrofit	5.12" (130.05)	2.8" (71.12)	8.7W	700	90	E26 Adapter	120	25K	1-BOX	12
S11286	Retrofit	7.36" (187)	2.85" (72.4)	10W	800	90	E26 Adapter	120	25K	1-BOX	12



REMOTE DRIVER EDGE-LIT DOWNLIGHTS



- Ultra-slim edge-lit remote driver downlights are among the most popular recessed fixtures. With their wafer-like profile, wet location rating and flexible driver placement, they go just about anywhere, making them a smart choice for your connected lighting needs!

STARFISH™ edge-lit downlights work well in almost any setting, from the bathroom and kitchen to the basement and front porch. These can be installed in just about any ceiling space making them an ideal choice for setting up transitions, schedules and routines.

STARFISH™ edge-lit downlights are available with color and white tunable features for a full spectrum of dynamic smart experiences.



WI-FI 4IN. AND 6IN. LED TUNABLE WHITE EDGE-LIT REMOTE DRIVER DOWNLIGHT



The tunable white ultra thin edge-lit remote driver downlight offers a tremendous amount of versatility in application.

Requiring less than 1 inch ceiling height, these downlights can be installed in cabinets, basements, overhangs and areas where space is at a premium.

Wet location, air tight and IC rated. Control features and dimming with STARFISH™ app.



10W 4IN. LED Tunable White Edge-Lit Remote Downlight

S11261 1 PER BOX

12W 6IN. LED Tunable White Edge-Lit Remote Downlight

S11262 1 PER BOX



Tunable White, 80 CRI
2700-5000K



Wet location



Dimmable, with app



Direct Wire



25K



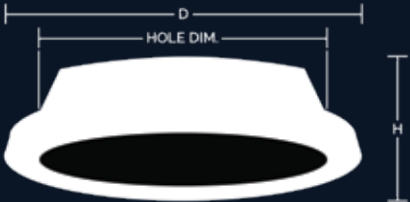
10 or 12W



120v



650L - (4")
850L - (6")



S11261

D: 5.31" (134.8) | H: 1.51" (38.1)
HOLE: Ø 4 3/16" (110 ± 3)

S11262

D: 7.2" (182.8) | H: 1.51" (38.1)
HOLE: Ø 6 3/16" (160 ± 3)

ITEM	TYPE	DIMENSIONS		WATT	LUMEN	CRI	BASE	VOLT	HR	PACK	MASTER
		DIAMETER (mm)	HEIGHT (mm)								
S11261	EdgeLit	5.31" (134.8)	1.5" (38.1)	10W	650	80	Remote Driver	120	25K	1-BOX	6
S11262	EdgeLit	7.2" (182.8)	1.5" (38.1)	12W	850	80	Remote Driver	120	25K	1-BOX	6



WI-FI 4 IN. AND 6 IN. LED RGB AND TUNABLE WHITE EDGE-LIT REMOTE DRIVER DOWNLIGHT



The STARFISH™ RGB and tunable white edge-lit remote driver downlight offers millions of colors and thousands of warm-to-cool white settings in an ultra-slim profile.

These edge-lit downlights require less than 1 inch in ceiling height and offer versatility in installation application.

Wet location, air tight and IC rated. Control features and dimming with STARFISH™ app.



10W 4IN. LED RGB & Tunable White Edge-Lit Remote Downlight

S11279 1 PER BOX

12W 6IN. LED RGB & Tunable White Edge-Lit Remote Downlight

S11280 1 PER BOX



RGB Color



25K



Tunable White, 90 CRI
2700-5000K



10 or 12W



Wet location



120v



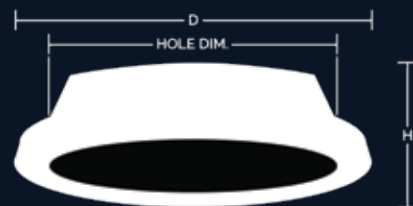
Dimmable, with app



650L - (4")
850L - (6")



Direct
Wire



S11279

D: 5.31" (134.8) | H: 1.51" (38.1)
HOLE: Ø 4 3/16" (110 ± 3)

S11280

D: 7.2" (182.8) | H: 1.51" (38.1)
HOLE: Ø 6 3/16" (160 ± 3)

ITEM	TYPE	DIMENSIONS		WATT	LUMEN	CRI	BASE	VOLT	HR	PACK	MASTER
		DIAMETER (mm)	HEIGHT (mm)								
S11279*	EdgeLit	5.31" (134.8)	1.5" (38.1)	10W	650	90	Remote Driver	120	25K	1-BOX	6
S11280*	EdgeLit	7.2" (182.8)	1.5" (38.1)	12W	850	90	Remote Driver	120	25K	1-BOX	6

* T24 Compliant



DECORATIVE COLOR-CHANGING TAPE LIGHT



STARFISH™ color changing tape lights fit into tight places adding accents, ambiance and attraction to corners, cabinets and more.

Flexible and fun, use the smart dimming and tunable white features for a soft elegant glow or to wash the room in dynamic colors for a technicolor vibe.

Brighten a workspace or lighten a stairwell by connecting STARFISH™ with a voice assistant device.

Damp location certified, tape lights are often found in kitchens and baths around cabinets and coves. Tape lights offer a versatile solution for lighting difficult spaces.

Tape lights... a popular decorative addition to furniture, game rooms and dorms!



WI-FI INDOOR LED RGB AND TUNABLE WHITE TAPE LIGHT



RGB & Tunable White indoor tape lights offer both color changing and warm-to-cool white options. This versatile tape light can be used to create thousands of settings for ever-changing scenes.

Easily installed with a self-adhesive strip and cut-to-length convenience, tape lights are perfect for under cabinet, coves, furniture, niche and accent lighting.

There is an optional 3 foot extension strip sold separately, and up to 8 extensions can be added to a single main strip.

Damp location rated and dimmable with the **STARFISH™** app, this product is suitable for use in several applications.

20W 6FT. Indoor LED RGB & TW Tape Light

S11263 1 PER BOX

8W 3FT. Indoor LED RGB & TW Tape Light Ext.

S11264 1 PER BOX



RGB Color



Tunable White, 80 CRI
3000-6500K



Damp location, Indoor



Dimmable, with app



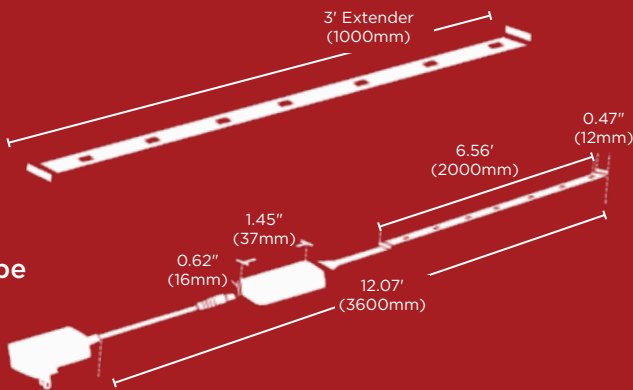
Plug-In



120v



20W Tape
8W Ext.



ITEM	TYPE	DIMENSIONS	WATT	CRI	VOLT	HR	PACK	MASTER
		LENGTH (mm)						
S11263	Indoor Tape	6' (2000)	20W	80	120	25K	1-BOX	4
S11264	Indoor Tape Ext.	3' (1000)	8W	80	120	25K	1-BOX	48

WI-FI OUTDOOR LED RGB AND TUNABLE WHITE TAPE LIGHT

16 foot RGB & Tunable White outdoor tape lights with millions of color changing and warm-to-cool white settings add a kalidescope of color to after-dark fun.

Suitable for indoors and out, attach these lights with plastic mounting clips for use along steps and corners to enhance safety and intrigue. Wet location rated and dimmable with the STARFISH™ app.

28W 16 FT. Outdoor LED RGB & Tunable White Tape Light

S11265

1 PER BOX



RGB Color



Tunable White, 80 CRI
3000-6500K



Wet location, IP65



Dimmable, with app



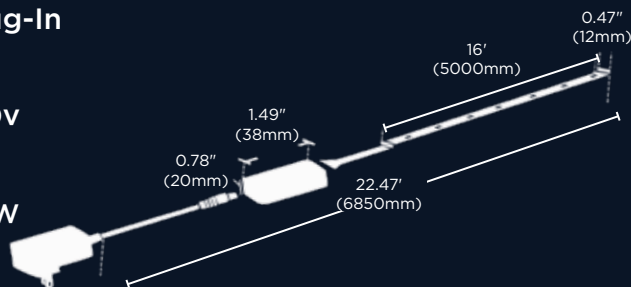
Plug-In



120v



28W



ITEM	TYPE	DIMENSIONS	WATT	CRI	VOLT	HR	PACK	MASTER
		LENGTH (mm)						
S11265	Outdoor Tape	16' (5000)	28W	80	120	25K	1-BOX	4





COLOR CHANGING STRING LIGHT



STARFISH™ smart color changing string lights, for indoor or outdoor use, offer portability in accent lighting. 10 teardrop-shaped lamps are strung from a durable 24 foot all-weather wire for long-lasting decorative fun.

Adjust color, light temperature, ON-OFF settings, dimming and pulse using the STARFISH™ app.

Great for residential use in backyards and gardens, at parties, in kid's rooms and dormitories.

In commercial applications, these string lights are perfect for restaurants, attractions and in retail shops.



WI-FI 24 FOOT LED RGBW 10-LIGHT OUTDOOR STRING LIGHT



Dimmable, long lasting and wet location rated, STARFISH™ plug-in string lights are portable and can be used indoors or out.

10-clear LED bulbs on a 24 foot string provide beautiful color changing patterns or a white light setting.

Replacement bulbs are available and sold separately. Connect up to 3 sets.

24FT. LED RGBW Outdoor String Lights

S11288

1 SET PER BOX (10 Bulb Set)

1W S14 LED 4-PIN RGBW String Light Replacement Bulbs

S11289

2 PER CARD



RGB & Warm White



Wet location



Dimmable, with app



Plug-in



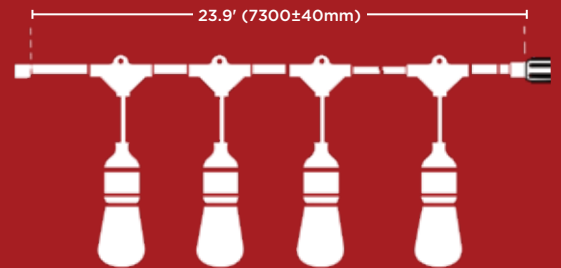
15K



120v



10W



ITEM	TYPE	DIMENSIONS			WATT	CRI	VOLT	HR	PACK	MASTER
		LENGTH (mm)	WIDTH (mm)	HEIGHT (mm)						
S11288	String Lights	24' (7315.2)	1.77" (45)	7.48" (190)	10W	80	120	15K	1 Set-BOX	4
S11289	Replacement Bulb	--	1.77" (45)	3.46" (87.9)	1W	80	12	15K	2-CARD	12

Accessories

80-2812 6 Ft. Extension for S11288, 10W

STARFISH™ SMART SWITCHES, OUTLETS & DIMMERS



Make your entire home smarter with STARFISH™ electrical products!


STARFISH™ switches, dimmers and outlets allow for the integration of existing lighting, small electronics and appliances into your smart home environment.

Enable dimming or ON-OFF control by replacing wall switches with STARFISH™ smart switches and plug-in outlets.

Scalable smart solutions that fit your lifestyle.



STARFISH™ WI-FI SMART SWITCHES



ON-OFF switch

Dimmer switch

Enable smart ON-OFF or dimming control throughout a circuit utilizing STARFISH™ Wall and Dimmer Switches.

The smart ON-OFF wall switch is rated for use with up to 6 amps of incandescent, LED, CFL or resistive loads or up to 3.6 amps for motor loads.

The smart Dimmer Switch is rated for use with up to 450W of incandescent or 150W of LED loads.

Switches and Dimmers require neutral wire for operation. Single-gang wall plate included.

WI-FI Smart ON-OFF Switch

S11267 **1 PER BOX**

WI-FI Wall Dimmer Switch

S11268 **1 PER BOX**



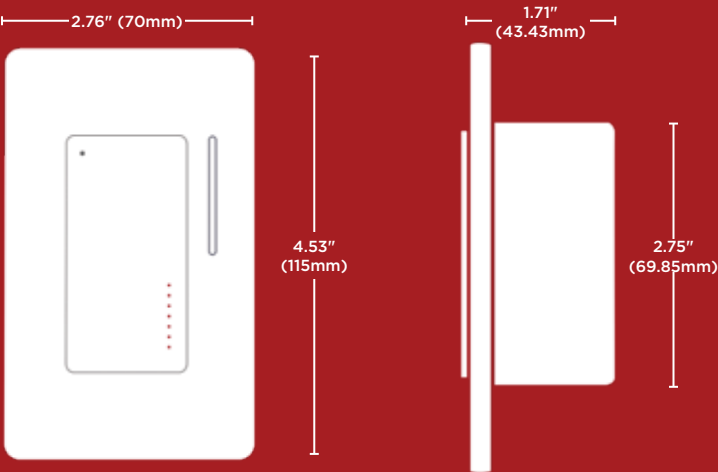
Dry location



Dimmer Switch (S11268)



Direct Wire, Neutral Wire required



ITEM	TYPE	DIMENSIONS			RATINGS					PACK	MASTER
		HEIGHT(mm)	WIDTH(mm)	DEPTH (mm)	AMPS	MOTOR	INC.	LED	VOLTAGE		
S11267	ON-OFF	4.53"(115)	2.76"(70)	1.71"(43.43)	6A	3.6A	720W	720W	120V	1-BOX	12
S11268	Dimmer	4.53"(115)	2.76"(70)	1.71"(43.43)	N/A	N/A	450W	150W	120V	1-BOX	12

STARFISH™ WI-FI ON-OFF SMART OUTLETS



Manual
ON-OFF
Switch



Dry location



Plug-in

Enable smart ON-OFF of small appliances with STARFISH™ plug-in outlets.

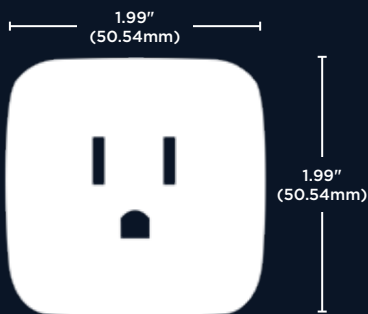
ON-OFF operation is available in mini and rectangular sizing for convenient spacing, with ratings of 10 amps for the mini plug and 15 amps for the rectangular.

WI-FI 10A Mini Square ON-OFF Plug-in Outlets

S11269 2 PER BOX

WI-FI 15A ON-OFF Outlet

S11266 1 PER BOX



ITEM	TYPE	DIMENSIONS			RATINGS			PACK	MASTER
		LENGTH (mm)	WIDTH (mm)	HEIGHT (mm)	AMPS	WATT	VOLTAGE		
S11266	ON-OFF Outlet	2.87"(72.89)	1.69"(42.92)	1.97"(50.03)	15A	1800W	120V	1-BOX	12
S11269	Mini Square Plug-In Outlet	1.99"(50.54)	1.99"(50.54)	1.99"(50.54)	10A	1200W	120V	2-BOX	12

STARFISH™ WI-FI DIMMING SMART OUTLET



The rectangular Wi-Fi Dimmer outlet allows for ON-OFF and dimming operation of lighting to a maximum of 300W of incandescent or 150W LED loads.

An ON-OFF switch is located on the outlets for manual override.

WI-FI 15A Dimmer Outlet

S11270

1 PER BOX



Dry location



Dimmable, with app



Plug-in

2.87" (73mm)



1.97"
(50.03mm)



ITEM	TYPE	DIMENSIONS			RATINGS			PACK	MASTER
		LENGTH (mm)	WIDTH (mm)	HEIGHT (mm)	INC.	LED	VOLTAGE		
S11270	ON-OFF DIMMER Outlet	2.87"(72.89)	1.69"(42.92)	1.97"(50.03)	300W	150W	120V	1-BOX	12



Authorized Distributor

702 384-6407 | FAX: 702-384-6346

© Copyright SATCO® Product's Inc. 2021 Not responsible for typographical errors.
Specifications / App features subject to change.

See user agreement for full details. App images are representations of the actual App.
Amazon, Alexa and all related logos and trademarks of Amazon.com, Inc. and its affiliates.
Siri is a registered trademark of Apple Inc. Google and Google Play are trademarks of Google LLC.