

# INDUSTRIAL LIGHTING



INDUSTRIAL

HIGHBAY



UHX  
Black



UHX  
White



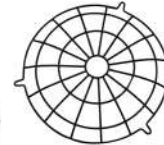
HB-RING



HB-EB-50/75



UHX-SMB



UHX-WG



UHX-SA-5075



UHX-ALR  
UHX-ALRW



UHX-PCR



UHX-PCPD



UHX-PCC



UHX-FL



UHX-SC



SCL-GS210  
SCL-GS220

## SPEC SERIES NEW GENERATION - UFO HIGHBAY, 120-277V



CATALOG NO.	DESCRIPTION	PKG. QTY.
UHX-150W-MP-50K	50W/80W/100W/150W 140LM/W 5000K Black MP	1
UHX-150W-MP-40K	50W/80W/100W/150W 140LM/W 4000K Black MP	1
UHX-230W-MP-50K	100W/150W/200W/230W 140LM/W 5000K Black MP	1
UHX-230W-MP-40K	100W/150W/200W/230W 140LM/W 4000K Black MP	1
UHX-300W-MP-50K	150W/200W/240W/300W 140LM/W 5000K Black MP	1
UHX-150W-MCTP	50W/80W/100W/150W 125LM/W 30K/40K/50K/57K Black MCTP	1
UHX-230W-MCTP	100W/150W/200W/230W 125LM/W 30K/40K/50K/57K Black MCTP	1
UHX-150W-MCTP-WH	50W/80W/100W/150W 125LM/W 30K/40K/50K/57K White MCTP	1
UHX-230W-MCTP-WH	100W/150W/200W/230W 125LM/W 30K/40K/50K/57K White MCTP	1
HB-RING	Highbay top ring adapter, 1/2in	
HB-EB-50/75	UFO top threaded hub expansion bushing from 1/2" to 3/4"	
UHX-SMB	Surface Mounting Yoke Bracket For 100W To 300W	
UHX-WG-A	Wire Guard, Fits On Fixtures 150W (MP & MCTP) & 230W (MP Only)	
UHX-WG-B	Wire Guard, Fits On Fixtures 230W (MCTP Only) & 300W MP	
UHX-ALR-A	60° Alum. Reflector For 150W (MP & MCTP) & 230W (MP Only)	
UHX-ALR-B	60° Alum. Reflector For 230W (MCTP Only) & 300W MP	
UHX-ALRW-A	90° Alum. Reflector For 150W (MP & MCTP) & 230W (MP Only)	
UHX-ALRW-B	90° Alum. Reflector For 230W (MCTP Only) & 300W MP	
UHX-PCR-A	Prismatic PC Reflector For 150W (MP & MCTP) & 230W (MP Only)	
UHX-PCR-B	Prismatic PC Reflector For 230W (MCTP Only) & 300W MP	
UHX-PCDC	PC Drop Lens Cover For PC Reflectors (Not for Alum. Reflectors), Fits All Sizes	
UHX-PCC	PC Bottom Cover For PC Reflectors (Not for Alum. Reflectors), Fits All Sizes	
UHX-SC	Safety Cable	
SCL-GS210	Heavy-Duty Adjustable 5/64" 10 Ft. Suspension Kit With Loop Gripper & Hook(1)	
SCL-GS220	Heavy-Duty Adjustable 5/64" 20 Ft. Suspension Kit With Loop Gripper & Hook(1)	
UHX-FL-A	Replacement <b>Frosted PC Lens</b> For Up To 150W	
UHX-FL-B	Replacement <b>Frosted PC Lens</b> For 230W-MP (NOT FOR 230W-MCTP)	
UHX-FL-C	Replacement <b>Frosted PC Lens</b> For 230W-MCTP & 300W	
UHX-CL-A	Replacement Clear Lens For Up To 150W	
UHX-CL-B	Replacement Clear Lens For 230W-MP (NOT FOR 230W-MCTP)	
UHX-CL-C	Replacement Clear Lens For 230W-MCTP & 300W	
UHX-SA-5075	1/2in Stem-mounting adapter with cable passage with 3/4in bushing	

FACTORY-INSTALLED OPTIONS, ENTER DESIRED OPTION CODE(S) AS LINE ITEMS ON YOUR PURCHASE ORDER UNDER THE PRODUCT CATALOG NUMBER

WATTS	EM OPTION	DESCRIPTION	PLUG IN CORD	DESCRIPTION	PAINT	SENSOR	DESCRIPTION
ALL 120-277V	OPT-EM-UHX	ON TOP	OPT-HBC-125TL-BK	8FT, 15A, 125V,16/3TL,BLK	N/A	OPT-SEN-UHX	MICROWAVE
	WIRE CABLE OPTION	DESCRIPTION	OPT-HBC-125TL-WH	8FT, 15A, 125V,16/3TL,WHT			
	OPT-HBC-5WR-20FT-BK	5-WIRE CABLE	OPT-HBC-277TL-BK	8FT, 15A, 277V,16/3TL,BLK			
			OPT-HBC-277TL-WH	8FT, 15A, 277V,16/3TL,WHT			
			OPT-HBC-125SB-BK	10FT, 15A, 125V,18/3STR,BLK			
			OPT-HBC-125SB-WH	10FT, 15A, 125V,18/3STR,WHT			



Commercial Lighting Specialties | Authorized Distributor | 702 384-6407

WESTGATE MFG

480V

CATALOG NO.	DESCRIPTION	PKG. QTY.
UHX-150W-MP-50K-480V	50W/80W/100W/150W 160LM/W 5000K Black	1
UHX-230W-MP-50K-480V	100W/150W/200W/230W 160LM/W 5000K Black	1
UHX-300W-MP-50K-480V	150W/200W/240W/300W 160LM/W 5000K Black	1
UHX-150W-MCTP-480V	50W/80W/100W/150W 125LM/W 30K/40K/50K/57K Black	1
UHX-230W-MCTP-480V	100W/150W/200W/230W 125LM/W 30K/40K/50K/57K Black	1
UHX-150W-MCTP-WH-480V	50W/80W/100W/150W 125LM/W 30K/40K/50K/57K White	1
UHX-230W-MCTP-WH-480V	100W/150W/200W/230W 125LM/W 30K/40K/50K/57K White	1

FOR FACTORY-INSTALLED OPTIONS SEE UHX BELOW



**BUILDER SERIES POWER AND CCT- ADJUSTABLE UFO HIGHBAY, 120-277V (SENSOR-READY)**

CATALOG NO.	DESCRIPTION	PKG. QTY.
UHXE-80-150W-MCTP4-SR	80W/110W/150W 140LM/W 30K/35K/40K/50K Black	1
UHXE-165-220W-MCTP4-SR	165W/190W/220W 140LM/W 30K/35K/40K/50K Black	1
UHXE-80-150W-MCTP4-SR-WH	80W/110W/150W 140LM/W 30K/35K/40K/50K White	1
UHXE-165-220W-MCTP4-SR-WH	165W/190W/220W 140LM/W 30K/35K/40K/50K White	1
UHXE-SMB	UHXE Surface Mounting U Bracket, Black	
UHXE-RPMB	UHXE 3.3 FT. Rigid Pipe Stand with Top Canopy	
UHXE-PCR-A-90D	UHXE-80-150W 90-Degree PC Reflector	
UHXE-PCR-A-60D	UHXE-80-150W 60-Degree PC Reflector	
UHXE-PCR-B-90D	UHXE-165-220W 90-Degree PC Reflector	
UHXE-PCR-B-60D	UHXE-165-220W 60-Degree PC Reflector	
HB-RING	Highbay top ring adapter, 1/2in	
HB-EB-50/75	UFO top threaded hub expansion bushing from 1/2" to 3/4"	
UHX-SC	Safety Cable	
UHX-SA-5075	1/2in Stem-mounting adapter with cable passage with 3/4in bushing	
WEC-3MR-72-TLB-BK	600W Max, Zhaga 12-24VDC Microwave Sensor, Black, With Base (Optional Remote Control WEC-3RC)	
WEC-3MBT-72-TLB-BK	600W Max, Zhaga 12-24VDC Microwave Sensor, Bluetooth App Ready, Black, With Base (Optional Remote Control WEC-3RC)	
WEC-3PR-72-TLB-WH	600W Max, Zhaga 12-24VDC PIR Sensor, White, With Base (Optional Remote Control WEC-3RC)	

**FACTORY-INSTALLED OPTIONS, ENTER DESIRED OPTION CODE(S) AS LINE ITEMS ON YOUR PURCHASE ORDER UNDER THE PRODUCT CATALOG NUMBER**

WATTS	EM OPTION	DESCRIPTION	PLUG IN CORD	DESCRIPTION	PAINT	SENSOR	DESCRIPTION
ALL 120-277V	OPT-EM-UHX	ON TOP	OPT-HBC-125TL-BK	8FT, 15A, 125V,16/3TL,BLK	N/A	N/A	N/A
			OPT-HBC-125TL-WH	8FT, 15A, 125V,16/3TL,WHT			
			OPT-HBC-277TL-BK	8FT, 15A, 277V,16/3TL,BLK			
			OPT-HBC-277TL-WH	8FT, 15A, 277V,16/3TL,WHT			
			OPT-HBC-125SB-BK	10FT, 15A, 125V,18/3STR,BLK			
			OPT-HBC-125SB-WH	10FT, 15A, 125V,18/3STR,WHT			

## ECONOMY HIGH BAY LAMP & SOCKET, ADJUSTABLE ANGLE (UFO ALTERNATIVE)



CATALOG NO.	DESCRIPTION	PKG. QTY.
<b>UHL-100W-50K</b>	100W <b>12000LM</b> 5000K Black	18
<b>UHL-150W-50K</b>	150W <b>18000LM</b> 5000K Black	8
<b>ELB-18150-B</b>	20W MAX, 175VDC, LI-ION 4000MAH BATTERY	



INDUSTRIAL

HIGH BAY

120-277V

## HIGH LUMEN LED MINI HIGH BAY, 120-277 VAC, PC REFLECTOR INCLUDED



CATALOG NO.	DESCRIPTION	PKG. QTY.
<b>LHB2-50W-50K</b>	50W <b>6750LM</b> 5000K 8-1/4" Dia X 5-1/2"(H), Black	1
<b>LHB2-50W-40K</b>	50W <b>6750LM</b> 4000K 8-1/4" Dia X 5-1/2"(H), Black	1
<b>LHB2-50W-30K</b>	50W <b>6750LM</b> 3000K 8-1/4" Dia X 5-1/2"(H), Black	1
<b>LHB2-50W-50K-WH</b>	50W <b>6750LM</b> 5000K 8-1/4" Dia X 5-1/2"(H), White	1
<b>LHB2-50W-40K-WH</b>	50W <b>6750LM</b> 4000K 8-1/4" Dia X 5-1/2"(H), White	1
<b>LHB2-50W-30K-WH</b>	50W <b>6750LM</b> 3000K 8-1/4" Dia X 5-1/2"(H), White	1



FACTORY-INSTALLED OPTIONS, ENTER DESIRED OPTION CODE(S) AS LINE ITEMS ON YOUR PURCHASE ORDER UNDER THE PRODUCT CATALOG NUMBER

WATTS	EM OPTION	DESCRIPTION	PLUG IN CORD	DESCRIPTION	PAINT	SENSOR	DESCRIPTION
ALL 120-277V	<b>OPT-EM-ULHB</b>	ULHB-HBMK	<b>OPT-HBC-125TL-BK</b>	8FT, 15A, 125V,16/3TL,BLK	N/A	<b>OPT-SEN-ULHB</b>	ULHB-SK
			<b>OPT-HBC-125TL-WH</b>	8FT, 15A, 125V,16/3TL,WHT			
			<b>OPT-HBC-277TL-BK</b>	8FT, 15A, 277V,16/3TL,BLK			
			<b>OPT-HBC-277TL-WH</b>	8FT, 15A, 277V,16/3TL,WHT			
			<b>OPT-HBC-125SB-BK</b>	10FT, 15A, 125V,18/3STR,BLK			
			<b>OPT-HBC-125SB-WH</b>	10FT, 15A, 125V,18/3STR,WHT			

## LED SATURN ARCHITECTURAL HIGH BAY



CATALOG NO.	DESCRIPTION	WHILE SUPPLIES LAST	PKG. QTY.
<b>USHB-100W-50K</b>	100W <b>13000LM</b> 5000K White		1
<b>USHB-100W-40K</b>	100W <b>13000LM</b> 4000K White		1
<b>USHB-150W-40K</b>	150W <b>19500LM</b> 4000K White		1



FACTORY-INSTALLED OPTIONS, ENTER DESIRED OPTION CODE(S) AS LINE ITEMS ON YOUR PURCHASE ORDER UNDER THE PRODUCT CATALOG NUMBER

WATTS	EM OPTION	DESCRIPTION	PLUG IN CORD	DESCRIPTION	PAINT	SENSOR	DESCRIPTION
ALL	N/A	N/A	<b>OPT-HBC-125TL-WH</b>	8FT, 15A, 125V,WHITE	N/A	<b>OPT-SEN-3MR-3-WH</b>	PROGRAMMABLE MICROWAVE BI-LEVEL
			<b>OPT-HBC-277TL-WH</b>	8FT, 15A, 277V,WHITE		<b>WEC-8RC</b>	REMOTE CONTROL
			<b>OPT-HBC-125SB-WH</b>	10FT, 15A, 125V,18/3STR,WHT			

## LED T5 RETROFIT LAMPS WITH INTERNAL DRIVER (SURFACE MOUNTING BRACKETS & SCREWS INCLUDED), FOR DIMMABLES SEE PAGE 132



CATALOG NO.	DESCRIPTION	WHILE SUPPLIES LAST	MAX RUN	PKG. QTY.
<b>T5-22IN-9W-40K</b>	9W <b>1035LM</b> 4000K 2FT		24'	24
<b>T5-22IN-9W-50K</b>	9W <b>1125LM</b> 5000K 2FT		24'	24
<b>T5-47IN-16W-40K</b>	16W <b>1840LM</b> 4000K 4FT		31'	24
<b>T5-47IN-16W-50K</b>	16W <b>2000LM</b> 5000K 4FT		31'	24
<b>T5-6FT-PC</b>	6 FT. Plug-in Power Cord			-
<b>T5-6FT-PCS</b>	7 FT. Plug-in Power Cord			-
<b>T5-8IN-JUMP</b>	8" Linking Cable			-
<b>T5-6FT-PT</b>	6' AC Input Wire (PIGTAIL)			-
<b>T5-COUPLER</b>	Coupler			-
<b>T5-MAGSET</b>	Clip-on Secure Magnet Set			-



120-277V



**LLHC-80-150W-MCTP**  
White

**LLHC-165-220W-MCTP**  
White



**ADJUSTABLE LENSES**

**BUILDER SERIES POWER & CCT- ADJUSTABLE COMPACT LINEAR HIGHBAY**      

DESCRIPTION	PKG. QTY.
<b>LLHC-80-150W-MCTP</b> 80W/110W/150W 150LM/W 30K/35K/40K/50K 10"(H) X 14 2/3"(W) X 1 8/9"(D)	1
<b>LLHC-165-220W-MCTP</b> 165W/190W/220W 150LM/W 30K/35K/40K/50K 10"(H) X 23"(W) X 1 8/9"(D)	1

 **FACTORY-INSTALLED OPTIONS, ENTER DESIRED OPTION CODE(S) AS LINE ITEMS ON YOUR PURCHASE ORDER UNDER THE PRODUCT CATALOG NUMBER**

WATTS	EM OPTION	DESCRIPTION	PLUG IN CORD	DESCRIPTION	PAINT	SENSOR	DESCRIPTION
ALL	<b>OPT-EM-LLHC</b>	EXTERNAL	<b>OPT-HBC-125TL-WH</b>	8FT, 15A, 125V, WHITE	N/A	<b>OPT-SEN-3MR-3-WH</b>	PROGRAMMABLE MICROWAVE BI-LEVEL
			<b>OPT-HBC-277TL-WH</b>	8FT, 15A, 277V, WHITE		<b>WEC-8RC</b>	REMOTE CONTROL
			<b>OPT-HBC-125SB-WH</b>	10FT, 15A, 125V, 18/3STR, WHT			

**LED LINEAR HIGH BAY, FIXTURE HANGERS INCL., SUSPENSION CABLE NOT INCL.**



CATALOG NO.	DESCRIPTION	PKG. QTY.
<b>LED LINEAR HIGH BAY, 120-277V</b>		
<b>120-277V</b>	<b>LLHB-120W-50K-D</b> 100W 15500LM 5000K Frosted lens, 4FTx11-1/4"	1
	<b>LLHB-120W-40K-D</b> 100W 15500LM 4000K Frosted lens, 4FTx11-1/4"	1
	<b>LLHB-180W-50K-D</b> 150W 23250LM 5000K Frosted lens, 4FTx15-7/8"	1
	<b>LLHB-180W-40K-D</b> 150W 23250LM 4000K Frosted lens, 4FTx15-7/8"	1
	<b>LLHB-240W-50K-D</b> 220W 33000LM 5000K Frosted lens, 4FTx20-1/2"	1
	<b>LLHB-240W-40K-D</b> 220W 30000LM 4000K Frosted lens, 4FTx20-1/2"	1
<b>LED LINEAR HIGH BAY, 480V (7DAYS LEAD TIME)</b>		
<b>480V</b>	<b>LLHB-120W-50K-D-480V</b> 100W 15500LM 5000K Frosted lens, 4FTx11-1/4"	1
	<b>LLHB-120W-40K-D-480V</b> 100W 15500LM 4000K Frosted lens, 4FTx11-1/4"	1
	<b>LLHB-180W-50K-D-480V</b> 150W 23250LM 5000K Frosted lens, 4FTx15-7/8"	1
	<b>LLHB-180W-40K-D-480V</b> 150W 23250LM 4000K Frosted lens, 4FTx15-7/8"	1
	<b>LLHB-240W-50K-D-480V</b> 220W 33000LM 5000K Frosted lens, 4FTx20-1/2"	1

Updated higher lumens at lower wattages. Per industry standards, Lumens are reported without frosted lens (Removable).  
FOR SUSPENSION ACCESSORIES SEE PAGES 77 TO 80

 **FACTORY-INSTALLED OPTIONS, ENTER DESIRED OPTION CODE(S) AS LINE ITEMS ON YOUR PURCHASE ORDER UNDER THE PRODUCT CATALOG NUMBER**

WATTS	EM OPTION	DESCRIPTION	LENS	DESCRIPTION	PAINT	SENSOR	DESCRIPTION
ALL MOD-ELS	<b>OPT-EM-HB2EXT</b>	MOUNTED ON TOP	<b>OPT-LLHB-CL-120/180</b>	CLEAR LENS FOR 120W & 180W	<b>OPT-CLR-95(BK/GR/SR/WH)</b>	<b>OPT-2P-58</b>	PIR SENSOR (Not remote capable)
			<b>OPT-LLHB-CL-240</b>	CLEAR LENS FOR 240W		<b>OPT-SEN-3MR-4-WH</b>	PROGRAMMABLE MICROWAVE BI-LEVEL
	<b>FLEX WHIP</b>	DESCRIPTION	<b>SURF. OPTION</b>	DESCRIPTION	<b>WEC-8RC</b>	OPTIONAL REMOTE	
	<b>OPT-FWH-63</b>	6FT 3-Wire Whip	<b>OPT-LLHB-SMK</b>	SURFACE MOUNTING OPTION	<b>PLUG IN CORD</b>	DESCRIPTION	
	<b>OPT-FWH-65</b>	6FT 5-Wire Whip	<b>SURGE PROTECTOR</b>	DESCRIPTION	<b>OPT-HBC-125TL-WH</b>	8FT, 15A, 125V, WHITE	
<b>OPT-FWH-66</b>	6FT 6-Wire Whip	<b>OPT-SP-10KV</b>	10KV surge protector	<b>OPT-HBC-277TL-WH</b>	8FT, 15A, 277V, WHITE		
				<b>OPT-HBC-125SB-WH</b>	10FT, 15A, 125V, 18/3STR, WHT		

4Ft



**LLHB4-MCTP**  
LLHB4-MP (200W TO 500W)  
White

2Ft



**LLHB4-MP (100W TO 150W)**  
White



**OPT-LLHB4-SMK**

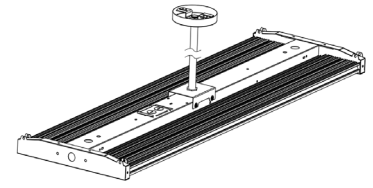
4Ft



**LLHB4-MCTP-BK**  
Black



**LLHB4-100W-WG**  
**LLHB4-150W-WG**



**LLHB4-RODKIT**

INDUSTRIAL

LINEAR  
HIGH BAY

**SPEC SERIES 4TH GENERATION OF LINEAR HIGH BAYS, 120-277V**



CATALOG NO.	DESCRIPTION	PKG. QTY.
<b>POWER &amp; CCT ADJUSTABLE 4TH GENERATION OF LINEAR HIGH BAYS, 120-277V</b> <b>MCTP</b>		
<b>LLHB4-80-150W-MCTP</b>	80W/110W/150W 125LM/W 30K/40K/50K	1
<b>LLHB4-80-150W-MCTP-BK</b>	80W/110W/150W 125LM/W 30K/40K/50K	1
<b>POWER ADJUSTABLE 4TH GENERATION OF LINEAR HIGH BAYS, 120-277V</b> <b>MP</b>		
<b>LLHB4-100W-MP-40K-D</b>	50W/80W/100W 155LM/W 4000K 2FT. X 13.77	1
<b>LLHB4-100W-MP-50K-D</b>	50W/80W/100W 155LM/W 5000K 2FT. X 13.77	1
<b>LLHB4-150W-MP-40K-D</b>	80W/110W/150W 155LM/W 4000K 2FT. X 17.75	1
<b>LLHB4-150W-MP-50K-D</b>	80W/110W/150W 155LM/W 5000K 2FT. X 17.75	1
<b>LLHB4-200W-MP-40K-D</b>	100W/150W/200W 155LM/W 4000K 4FT. X 13.75	1
<b>LLHB4-200W-MP-50K-D</b>	100W/150W/200W 155LM/W 5000K 4FT. X 13.75	1
<b>LLHB4-300W-MP-40K-D</b>	200W/225W/300W 155LM/W 4000K 4FT. X 17.75	1
<b>LLHB4-300W-MP-50K-D</b>	200W/225W/300W 155LM/W 5000K 4FT. X 17.75	1
<b>LLHB4-410W-MP-50K-D</b>	200W/300W/400W 130LM/W 5000K 4FT. X 23.20	1
<b>LLHB4-500W-MP-50K-D</b>	250W/400W/500W 120LM/W 5000K 4FT. X 23.20	1
<b>POWER &amp; CCT ADJUSTABLE 4TH GENERATION OF LINEAR HIGH BAYS, 480V (7DAYS LEAD TIME)</b> <b>MCTP</b>		
<b>LLHB4-80-150W-MCTP-480V</b>	80W/110W/150W 125LM/W 30K/40K/50K	1
<b>LLHB4-80-150W-MCTP-BK-480V</b>	80W/110W/150W 125LM/W 30K/40K/50K	1
<b>POWER ADJUSTABLE 4TH GENERATION OF LINEAR HIGH BAYS, 480V (7DAYS LEAD TIME)</b> <b>MP</b>		
<b>LLHB4-100W-MP-40K-D-480V</b>	50W/80W/100W 155LM/W 4000K 2FT. X 13.77	1
<b>LLHB4-100W-MP-50K-D-480V</b>	50W/80W/100W 155LM/W 5000K 2FT. X 13.77	1
<b>LLHB4-150W-MP-40K-D-480V</b>	80W/110W/150W 155LM/W 4000K 2FT. X 17.75	1
<b>LLHB4-150W-MP-50K-D-480V</b>	80W/110W/150W 155LM/W 5000K 2FT. X 17.75	1
<b>LLHB4-200W-MP-40K-D-480V</b>	100W/150W/200W 155LM/W 4000K 4FT. X 13.75	1
<b>LLHB4-200W-MP-50K-D-480V</b>	100W/150W/200W 155LM/W 5000K 4FT. X 13.75	1
<b>LLHB4-300W-MP-40K-D-480V</b>	200W/225W/300W 155LM/W 4000K 4FT. X 17.75	1
<b>LLHB4-300W-MP-50K-D-480V</b>	200W/225W/300W 155LM/W 5000K 4FT. X 17.75	1
<b>LLHB4-410W-MP-50K-D-480V</b>	200W/300W/400W 130LM/W 5000K 4FT. X 23.20	1
<b>LLHB4-500W-MP-50K-D-480V</b>	250W/400W/500W 120LM/W 5000K 4FT. X 23.20	1
<b>LLHB4-100W-WG</b>	Wire Guard for 100W	-
<b>LLHB4-150W-WG</b>	Wire Guard for 150W	-
<b>LLHB4-RODKIT</b>	Rod kit 3-1/4" Dia X 40" H and 1/2" Thread	-

FOR FACTORY-INSTALLED OPTIONS SEE LLHB4 ABOVE, FOR SUSPENSION ACCESSORIES SEE PAGES 77 TO 80  
Per industry standards, Lumens are reported without frosted lens (Removable).



**FACTORY-INSTALLED OPTIONS, ENTER DESIRED OPTION CODE(S) AS LINE ITEMS ON YOUR PURCHASE ORDER UNDER THE PRODUCT CATALOG NUMBER**

WATTS	EM OPTION	DESCRIPTION	SURF. OPTION	DESCRIPTION	PAINT	SENSOR	DESCRIPTION
50W, 100W, 150W	<b>OPT-EM-HB4EXT</b>	EXTERNAL	<b>OPT-LLHB4-SMK</b>	SURFACE MOUNTING OPTION	N/A	<b>OPT-SEN-LLHB4</b>	MICROWAVE BI-LEVEL SENSOR
200W, 300W, 410W, 500W	<b>OPT-EM-HB4INT</b>	INTERNAL	<b>FLEX WHIP</b>	DESCRIPTION		<b>PLUG IN CORD</b>	DESCRIPTION
	<b>SURGE PROTECTOR</b>	DESCRIPTION	<b>OPT-FWH-63</b>	6FT 3-Wire Whip		<b>OPT-HBC-125TL-WH</b>	8FT, 15A, 125V, WHITE
	<b>OPT-SP-10KV</b>	120V	<b>OPT-FWH-65</b>	6FT 5-Wire Whip		<b>OPT-HBC-277TL-WH</b>	8FT, 15A, 277V, WHITE
	<b>OPT-SP-10KV-480V</b>	480V	<b>OPT-FWH-66</b>	6FT 6-Wire Whip		<b>OPT-HBC-125SB-WH</b>	10FT, 15A, 125V, 18/3STR, WHT

SPEC SERIES 4TH GENERATION OF LINEAR HIGH BAYS, 120-277V




120-277V



CATALOG NO.	DESCRIPTION	WHILE SUPPLIES LAST	PKG. QTY.
LLHB4-50W-40K-D	50W 7750LM 4000K	1FT. X 13.75	1
LLHB4-50W-50K-D	50W 7750LM 5000K	1FT. X 13.75	1
LLHB4-100W-50K-D	100W 15500LM 5000K	2FT. X 13.77	1
LLHB4-150W-40K-D	150W 23250LM 4000K	2FT. X 17.75	1
LLHB4-150W-50K-D	150W 23250LM 5000K	2FT. X 17.75	1
LLHB4-410W-50K-D	410W 53300LM 5000K	4FT. X 23.20	1
LLHB4-500W-50K-D	500W 62500LM 5000K	4FT. X 23.20	1

FOR SUSPENSION ACCESSORIES SEE PAGES 77 TO 80

LED LINEAR HIGH BAY ACCESSORIES

CATALOG NO.	DESCRIPTION
 <b>ELB-2048-EXTR</b>	Field-installed emergency driver, Input voltage: 100-277AC, Output voltage: 12V-48VDC, Output power: 20W (Max), Emergency operation: ≥90 mins., Recharge: 24 Hrs.
<b>CH-1212</b>	Steel jack chain, 100ft., 12GA, (Meets weight requirements for Linear High Bays)
<b>CH-1010</b>	Steel jack chain, 100ft., 10GA
<b>SCL-GSY10</b>	Adjustable 10 Ft. 1/16", 1.5mm SusPension Kit With Y-Connector & Loop Grip & Hooks(2)
<b>SCL-GSY20</b>	Adjustable 20 Ft. 1/16", 1.5mm SusPension Kit With Y-Connector & Loop Grip & Hooks(2)
<b>LH-SCREW</b>	Steel flat hanger screw with single hole, 1/4" x 3"



2ft  
LLVT-2FT-25W-MCT-D

4ft  
LLVT-4FT-40W-MCT-D  
LLVT-4FT-75W-MCT-D



4ft  
LLVT2-4FT-36W-MCT-D  
LLVT2-4FT-46W-MCT-D  
LLVT2-4FT-65W-MCT-D



8ft  
LLVT-8FT-65W-40K-D  
LLVT-8FT-65W-50K-D  
LLVT-8FT-100W-40K-D  
LLVT-8FT-100W-50K-D

LED TRADITIONAL LINEAR VAPOR LIGHT, 120-277V

OPAL PC LENS, SS CLAMPS



120-277V

CATALOG NO.	DESCRIPTION	PKG. QTY.
<b>2ft</b> 	<b>6-1/4" WIDE POLYCARBONATE LED LINEAR VAPOR LIGHT MCT</b> LLVT-2FT-25W-MCT-D 25W 3125LM 3500K/4000K/5000K LLVT-2FT-RL 2FT REPLACEMENT LENS	6 -
<b>4ft</b> 	<b>6-3/4" WIDE POLYCARBONATE LED LINEAR VAPOR LIGHT MCT</b> LLVT-4FT-40W-MCT-D 40W 5000LM 3500K/4000K/5000K LLVT-4FT-75W-MCT-D 75W 9375LM 3500K/4000K/5000K LLVT-4FT-RL 4FT REPLACEMENT LENS	6 6 -
<b>4ft</b> <b>4-1/2" WIDE</b>	<b>4-1/2" WIDE LED LINEAR VAPOR LIGHT MCT</b> LLVT2-4FT-36W-MCT-D 36W 4680LM 3500K/4000K/5000K LLVT2-4FT-46W-MCT-D 46W 6100LM 3500K/4000K/5000K LLVT2-4FT-65W-MCT-D 65W 8450LM 3500K/4000K/5000K	4 4 4
<b>8ft</b> <b>3" WIDE</b>	<b>3" WIDE LED LINEAR VAPOR LIGHT</b> LLVT-8FT-65W-40K-D 65W 8450LM 4000K LLVT-8FT-65W-50K-D 65W 8450LM 5000K LLVT-8FT-100W-40K-D 100W 13000LM 4000K LLVT-8FT-100W-50K-D 100W 13000LM 5000K	1 1 1 1

FOR FACTORY-INSTALLED OPTIONS SEE LLVT OPTIONS, FOR SUSPENSION ACCESSORIES SEE PAGES 77 TO 80

INDUSTRIAL LINEAR HIGHBAY



LLVT-4FT



LNVT-4FT-155W-MCTP-D

**\*LED LINEAR VAPOR LIGHT (100-150W)**

CLEAR PC LENS, SS CLAMPS \*SHOWN WITH CLEAR LENS (INCLUDED)



CATALOG NO.	DESCRIPTION	PKG. QTY.
4Ft LLVT-4FT-100W-40K-D	100W 13500LM 4000K 52" X 14.5"	1
4Ft LLVT-4FT-100W-MCT-D	100W MCT 12000LM 35K/40K/50K 52" X 14.5"	1
4Ft LLVT-4FT-150W-50K-D	150W 20250LM 5000K 52" X 14.5"	1
4Ft LLVT-4FT-150W-MCT-D	150W MCT 20250LM 35K/40K/50K 52" X 14.5"	1
4Ft LLVT-4FT-150W-MCTP-D	80/110/150W MCTP 130LM/W 35K/40K/50K 52" X 14.5"	1
4Ft LLVT-4FT-RL2T	OPTIONAL REPLACEMENT FROSTED LENS FOR LLVT	-
4Ft LNVT-4FT-155W-MCTP-D	100/120/135/155W 140LM/W 35K/40K/50K 50"X10"X4.15"	1

FOR SUSPENSION ACCESSORIES SEE PAGES 77 TO 80

INDUSTRIAL  
LINEAR  
HIGH BAY

120-277V



LLVT-4FT-100W-MCT-D-480V  
LLVT-4FT-150W-MCT-D-480V



LLVT-4FT-40W-MCT-D-480V  
LLVT-4FT-75W-MCT-D-480V



LLVT-8FT-65W-50K-D-480V  
LLVT-8FT-65W-40K-D-480V  
LLVT-8FT-100W-50K-D-480V  
LLVT-8FT-100W-40K-D-480V

**LED LINEAR VAPOR LIGHT, 480V 7 DAYS LEAD TIME**



CATALOG NO.	DESCRIPTION	PKG. QTY.
4Ft 6-3/4" WIDE POLYCARBONATE LED LINEAR VAPOR LIGHT, 480V		
LLVT-4FT-40W-MCT-D-480V	40W 5000LM 35K/40K/50K MCT	6
LLVT-4FT-75W-MCT-D-480V	75W 9375LM 35K/40K/50K MCT	6
4Ft 14-1/2" WIDE POLYCARBONATE LED LINEAR VAPOR LIGHT, 480V		
LLVT-4FT-100W-MCT-D-480V	100W 13500LM 35K/40K/50K MCT	1
LLVT-4FT-150W-MCT-D-480V	150W 20250LM 35K/40K/50K MCT	1
8Ft 3" WIDE LED LINEAR VAPOR LIGHT, 480V		
LLVT-8FT-65W-50K-D-480V	65W 8450LM 5000K	1
LLVT-8FT-65W-40K-D-480V	65W 8450LM 4000K	1
LLVT-8FT-100W-50K-D-480V	100W 13000LM 5000K	1
LLVT-8FT-100W-40K-D-480V	100W 13000LM 4000K	1

FOR SUSPENSION ACCESSORIES SEE PAGES 77 TO 80

480V

FACTORY-INSTALLED OPTIONS, ENTER DESIRED OPTION CODE(S) AS LINE ITEMS ON YOUR PURCHASE ORDER UNDER THE PRODUCT CATALOG NUMBER

WATTS	EM OPTION	DES	PLUG IN CORD	DESCRIPTION	PAINT	SENSOR	DESCRIPTION
25W to 46W	OPT-EM-FMIINT	INTERNAL	OPT-HBC-125TL-WH	8FT, 15A, 125V, WHITE	N/A	OPT-SEN-2MDR-36	PROGRAMMABLE MICROWAVE BI-LEVEL
65W to 155W	OPT-EM-CM2INT	INTERNAL	OPT-HBC-277TL-WH	8FT, 15A, 277V, WHITE	N/A	WEC-3RC	OPTIONAL RC
	SURGE PROTECTOR	DES	OPT-HBC-125SB-WH	10FT, 15A, 125V, 18/3STR, WHT			
	OPT-SP-10KV	120V	PHOTOCELL	DESCRIPTION			
	OPT-SP-10KV-480V	480V	OPT-PC-B	BUTTON			

**HIGH-LUMEN LED CORN LAMP WITH UP LIGHT, 100-277V AC**



CATALOG NO.	DESCRIPTION	WHILE SUPPLIES LAST	REPLACEMENT RANGE	PKG. QTY.
CL-HL-27W-30K-E26	27W 3510LM 3000K E26 H: 7.13" X D: 3.74"		50-70MH	12
CL-HL-45W-30K-E39	45W 5850LM 3000K E39 H: 10.20" X D: 3.74"		70-100MH	12
CL-HL-75W-30K-E39	75W 9750LM 3000K E39 H: 12.17" X D: 3.74"		70-125MH	12
CL-HL-100W-30K-E39	100W 13000LM 3000K E39 H: 9.88" X D: 5.75"		70-175MH	6
E26-ENLARGER	ENLARGES E26 (MED.), BASE TO BE USED IN E39 (MOGUL) SOCKET			6
E39-REDUCER	REDUCES E39 (MOGUL), BASE TO BE USED IN E26 (MED.) SOCKET			6





**POWER & CCT SWITCHES**

CL-EHL-12-27W-MCTP-E26  
CL-EHL-36-54W-MCTP-E39  
CL-EHL-80-120W-MCTP-E39

CL-EHL  
(12W TO 27W)

CL-EHL  
(36W TO 54W)

CL-EHL  
(75W TO 120W)

**Internal Driver**  
CL-HL  
(200W TO 300W)

**External Driver**  
CL-HL-200W-EXTR  
CL-HL-200W-480V



**HIGH-LUMEN LED CORN LAMP, 100-277V AC**

CATALOG NO.	DESCRIPTION	PKG. QTY.
<b>POWER &amp; CCT ADJUSTABLE HIGH-LUMEN LED CORN LAMP, 100-277V AC</b>		
CL-EHL-12-27W-MCTP-E26	27MAX 150LM/W 30K/40K/50K E26 H: 6.69" X D: 2.36"	24
CL-EHL-36-54W-MCTP-E39	54MAX 150LM/W 30K/40K/50K E39 H: 9.84" X D: 3.34"	12
CL-EHL-80-120W-MCTP-E39	120MAX 150LM/W 30K/40K/50K E39 H: 11.14" X D: 5.11"	6
<b>HIGH-LUMEN LED CORN LAMP, 100-277V AC, DLC EXCEPT E26</b>		
CL-EHL-12W-30K-E26	12W 1500LM 3000K E26 H: 4.90" X D: 2.36" 30-50MH	24
CL-EHL-12W-50K-E26	12W 1860LM 5000K E26 H: 4.90" X D: 2.36" 30-50MH	24
CL-EHL-18W-30K-E26	18W 2250LM 3000K E26 H: 5.70" X D: 2.36" 50-60MH	24
CL-EHL-18W-50K-E26	18W 2610LM 5000K E26 H: 5.70" X D: 2.36" 50-60MH	24
CL-EHL-27W-30K-E26	27W 3375LM 3000K E26 H: 6.69" X D: 2.36" 50-70MH	24
CL-EHL-27W-50K-E26	27W 4185LM 5000K E26 H: 6.69" X D: 2.36" 50-70MH	24
CL-EHL-36W-30K-E26	36W 4500LM 3000K E26 H: 7.55" X D: 3.34" 50-100MH	12
CL-EHL-36W-50K-E26	36W 5580LM 5000K E26 H: 7.55" X D: 3.34" 50-100MH	12
CL-EHL-36W-30K-E39	36W 4500LM 3000K E39 H: 8.30" X D: 3.34" 50-100MH	12
CL-EHL-36W-50K-E39	36W 5580LM 5000K E39 H: 8.30" X D: 3.34" 50-100MH	12
CL-EHL-45W-30K-E39	45W 5625LM 3000K E39 H: 9.84" X D: 3.34" 70-100MH	12
CL-EHL-45W-50K-E39	45W 6975LM 5000K E39 H: 9.84" X D: 3.34" 70-100MH	12
CL-EHL-54W-30K-E39	54W 6750LM 3000K E39 H: 9.84" X D: 3.34" 70-125MH	12
CL-EHL-54W-50K-E39	54W 8370LM 5000K E39 H: 9.84" X D: 3.34" 70-125MH	12
CL-EHL-75W-30K-E39	75W 9375LM 3000K E39 H: 9.84" X D: 5.11" 70-125MH	6
CL-EHL-75W-50K-E39	75W 11625LM 5000K E39 H: 9.84" X D: 5.11" 70-125MH	6
CL-EHL-100W-30K-E39	100W 12500LM 3000K E39 H: 10.31" X D: 5.11" 70-175MH	6
CL-EHL-100W-50K-E39	100W 15500LM 5000K E39 H: 10.31" X D: 5.11" 70-175MH	6
CL-EHL-120W-30K-E39	120W 15600LM 3000K E39 H: 11.14" X D: 5.11" 200-400MH	6
CL-EHL-120W-50K-E39	120W 17400LM 5000K E39 H: 11.14" X D: 5.11" 200-400MH	6
CL-HL-200W-50K-E39	200W 28000LM 5000K E39 H: 14.25" X D: 5.75" 600MH	6
CL-HL-240W-50K-E39	240W 34800LM 5000K E39 H: 13.15" X D: 5.50" 800W HID	6
CL-HL-300W-50K-E39	300W 43500LM 5000K E39 H: 13.15" X D: 5.50" 800W HID	6
CL-HL-200W-50K-E39-EXTR	200W 28000LM 5000K E39 H: 14.25" X D: 5.75" 600MH	4
480V CL-HL-200W-50K-E39-480V	200W 28000LM 5000K E39 H: 14.25" X D: 5.75" 600MH	4
E26-ENLARGER	ENLARGES E26 (MED.), BASE TO BE USED IN E39 (MOGUL) SOCKET	6
E39-REDUCER	REDUCES E39 (MOGUL), BASE TO BE USED IN E26 (MED.) SOCKET	6

NOTE: FOR 125W OR BELOW: IF USED IN ENCLOSED FIXTURE, CHECK SPEC SHEET FOR MINIMUM SPACE REQUIRED  
FOR 200W OR ABOVE: DO NOT USE THE LAMPS IN ENCLOSED FIXTURES  
THE DIMENSION OF THE EXTERNAL DRIVER FOR 200-EXTR & 480V LAMPS IS 9.5"X2.5"X1.5"



**LED 180 DEGREE FLAT HID RETROFIT LAMP**

CATALOG NO.	DESCRIPTION	PKG. QTY.
CL-FLT-36-54W-50K-E39	36W/45W/54W 150LM/W 5000K Flat	6
CL-FLT-54-75W-50K-E39	54W/63W/75W 150LM/W 5000K Adjustable	6
CL-FLT-75-110W-50K-E39	75W/97W/110W 150LM/W 5000K Adjustable	6




INDUSTRIAL CORN LAMPS






## LED 180 DEGREE FLAT HID RETROFIT LAMP



CATALOG NO.	DESCRIPTION	REPLACEMENT RANGE	PKG. QTY.
 <b>CL-FLT-54W-50K-E39</b>	54W <b>5940LM</b> 5000K 9.6"(L) x 4.5"(W) x 3.2"(H)	70-150 MH	8
<b>CL-FLT-75W-50K-E39</b>	75W <b>9000LM</b> 5000K 11.7"(L) x 5.5"(W) x 3.4"(H)	150-320 MH	8
<b>CL-FLT-115W-50K-E39</b>	115W <b>13570LM</b> 5000K 11.7"(L) x 5.5"(W) x 3.4"(H)	320-400 MH	8

## LED HIGH POWER LAMPS, 120-277V



CATALOG NO.	DESCRIPTION	REPLACEMENT RANGE	PKG. QTY.
 <b>HPL-16W-30K-E26</b>	16W <b>2000LM</b> 3000K E26 Medium Base		20
<b>HPL-16W-50K-E26</b>	16W <b>2000LM</b> 5000K E26 Medium Base		20
<b>HPL-20W-50K-E26</b>	20W <b>2500LM</b> 5000K E26 Medium Base		20
<b>HPL-24W-30K-E26</b>	24W <b>3000LM</b> 3000K E26 Medium Base		20
<b>HPL-32W-30K-E26</b>	32W <b>4000LM</b> 3000K E26 Medium Base		20
<b>HPL-32W-50K-E26</b>	32W <b>4000LM</b> 5000K E26 Medium Base		20
<b>HPL-34W-30K-E26</b>	34W <b>4250LM</b> 3000K E26 Medium Base		12
<b>HPL-34W-50K-E26</b>	34W <b>4250LM</b> 5000K E26 Medium Base		12
 <b>HPL-HB-60W-50K-E39</b>	60W <b>6480LM</b> 5000K E39 Mogul Base		4
<b>HPL-HB-75W-50K-E39</b>	75W <b>8100LM</b> 5000K E39 Mogul Base		4
<b>HPL-HB-100W-50K-E39</b>	100W <b>12500LM</b> 5000K E39 Mogul Base		4
<b>HPL-HB-140W-50K-E39</b>	140W <b>15120LM</b> 5000K E39 Mogul Base		4
 <b>HPL-HB-R1</b>	Optional PC Reflector for HPL-HB-60W		12
<b>HPL-HB-R2</b>	Optional PC Reflector for HPL-HB-75W		8
<b>HPL-HB-R3</b>	Optional PC Reflector for HPL-HB-120W & HPL-HB-140W		8



## LED CONSTRUCTION / TEMPORARY LIGHT WITH SOCKET FOR LINKING MULTIPLE UNITS



CATALOG NO.	DESCRIPTION	EQUIVALENCY	PKG. QTY.
<b>CL-CONST-75W-50K</b>	75W <b>12500LM</b> 5000K 5X15W Lamp-string, 10FT. SPACING BETWEEN EACH LAMP, 50FT. TOTAL LENGTH		1
<b>CL-CONST-40W-50K</b>	40W <b>4800LM</b> 5000K 6FT CORD WITH 15A 3 PRONG STRAIGHT BLADE PLUG	400 MH	1
<b>CL-CONST-100W-50K</b>	100W <b>12000LM</b> 5000K 6FT CORD WITH 15A 3 PRONG STRAIGHT BLADE PLUG	400 MH	1